





# What to expect from a Clear Aligner Treatment Program with Race Aligners

We asked  Elissa,  Alexander,  Catherine and  Maurice



## STEP 1 - SCAN YOUR TEETH

Once you and your dental professional have agreed on Race Aligners as the best treatment plan to achieve your desired results, an impression of your teeth will be taken. In most cases, this will be with an intraoral scanner taking a digital scan inside your mouth.

### How was your experience with your scanning appointment?



The scanning appointment was very straight forward and mostly comfortable. Definitely better than taking impressions.



I much preferred it to the mold and found it to be very accurate once the aligners arrived.

## STEP 2 - GET YOUR RACE ALIGNERS

Your scan has been reviewed by the Race Aligners orthodontic team and a design for your aligners confirmed with your dental professional. Manufacturing takes place right here in Sydney, Australia, so you should receive them in less than 2 weeks (subject to clinic appointment booking).

### How do your Race Aligners feel when you wear them?



The first aligner was quite tight at the beginning but I found myself getting used to it quickly. After my interproximal adjustments, I felt they were more comfortable and noticed a bigger change in the teeth moving. After a few weeks they feel more natural to wear.



It's comfortable even if it's tight, and fits on perfectly.



Comfortable



Very good, comfortable and easy to remove. Can't notice them when in situ.

### STEP 3 - ONGOING PROGRESS CHECK-INS

As part of your Race Aligners pack you receive a ScanBox Pro to be used in-conjunction with the DentalMonitoring app. This technology allows you to scan from anywhere and submit securely for progress monitoring and clinical guidance. You may be told all is great and it's time to move on to your next aligner stage, or you may get feedback that will help to improve your progress, all via the app so you needn't book another appointment!

#### How have you found the remote scanning and monitoring of your progress?



I actually really enjoyed scanning my teeth and monitoring myself. It's fun to see your progress and to see your hard work pay off. It was also a great way to keep an eye on my oral health. (You don't normally see your teeth that up close 😊)



My experience with scanning, is that, it's easy to scan and simple to do, except for when the grey tube moves the jaws so that the scan isn't accurate or doesn't show the teeth and the very back of the mouth



Very convenient and easy to navigate the app.



Very convenient for someone who does night shift and wants to do things independently.

---

### STEP 4 - RESULTS

Your individual timeline for your Race Aligners treatment will depend on the number of movements needed, stages included and of course, your compliance with the recommended hours and manner of wear throughout. But is it worth it?

#### Are your Race Aligners having the desired result?



They have. I only needed a minor adjustment, however I am really pleased with the end result.



Yes, close to what I have desired.



Yes



Fantastic results and love the fact that I didn't need braces. Didn't feel like a significantly long time with them either.

#### Would you recommend Race Aligners to others considering clear aligners?



I definitely would . I found the whole experience very easy and seamless. With the help of your dentist, the app and the Race Aligner team it is a great way to achieve your desired results.



Yes I would.



Yes



Absolutely